



CENTER FOR COMMUNITY CRIMINOLOGY AND RESEARCH



Operation Safe Community
Part I Crime Trends
January 1 – January 1, 2006-2010

University of Memphis
600 Jefferson Avenue, Suite 400
901-679-1308
rjankwsk@memphis.edu



A PARTNERSHIP OF THE UNIVERSITY OF MEMPHIS AND THE MEMPHIS SHELBY CRIME COMMISSION.





INTRODUCTION

This report examines UCR crime data as reported by the Memphis Police Department and the Shelby County Sheriff's Office in two categories: (a) the trend over time in the number of Part I offenses and (b) the percent change in the number of reported offenses. Percent change is explored through two approaches: percent change from year-to-year (to allow examination of annual variations within the jurisdiction) and the percent change trend from 2006. The baseline year of 2006 was selected since Operation Safe Community was launched near the end of that year.. This report examines reported crime trends for the years January 1-November 30, 2006- 2009.





Uniform Crime Reports (UCR) General Definitions

Part I (also often called Index) Crime includes murder and nonnegligent manslaughter, forcible rape, robbery, aggravated assault, burglary, larceny theft, motor vehicle theft, and arson. It is important to understand that this data only represents crimes known to law enforcement. Prior to 2004, the UCR reported the Crime Index for each jurisdiction. The decision to discontinue reporting the Crime Index, a simple aggregation of the seven Part I offenses, was due to methodological concerns about the Index. As the UCR notes "the Crime Index and the Modified Crime Index were not true indicators of the degrees of criminality because they were always driven upward by the offense with the highest number, typically larceny-theft. The sheer volume of those offenses overshadowed more serious but less frequently committed offenses, creating a bias against a jurisdiction with a high number of larceny-thefts but a low number of other serious crimes such as murder and forcible rape." While we agree with the Program's reasoning, we have elected for purposes of this report to continue publishing an aggregate figure for Part I crime due to the general public interest in this figure.





Definitions for Part I Crime Categories

Part I Crime Categories: The UCR definitions for the Part I crime categories are:

- **Index Crime** - is composed of the UCR violent and property crime categories. While officially discontinued by the UCR as a reporting category in 2004 for methodological reasons, calculation of this category was included in this report because of reader interest.
- **Violent crime** - is composed of four offenses: murder and nonnegligent manslaughter, forcible rape, robbery, and aggravated assault. Violent crimes are defined in the UCR Program as those offenses which involve force or threat of force.
- **Property crime** - includes the offenses of burglary, larceny-theft, motor vehicle theft, and arson. Because of limited participation and varying collection procedures by local law enforcement agencies, only limited data are available for arson and it was decided to not include arson data in calculations for this report.





Definitions for Part I Crime Offenses

Part I Violent Crimes

- **Criminal homicide** —a.) Murder and nonnegligent manslaughter: the willful (nonnegligent) killing of one human being by another. Deaths caused by negligence, attempts to kill, assaults to kill, suicides, and accidental deaths are excluded. The Program classifies justifiable homicides separately and limits the definition to: (1) the killing of a felon by a law enforcement officer in the line of duty; or (2) the killing of a felon, during the commission of a felony, by a private citizen. b.) Manslaughter by negligence: the killing of another person through gross negligence. Deaths of persons due to their own negligence, accidental deaths not resulting from gross negligence, and traffic fatalities are not included in the category Manslaughter by Negligence.





Definitions for Part I Crime Offenses

- Part I Violent Crimes (continued)
- **Forcible rape** —The carnal knowledge of a female forcibly and against her will. Rapes by force and attempts or assaults to rape, regardless of the age of the victim, are included. Statutory offenses (no force used—victim under age of consent) are excluded.
- **Robbery** —The taking or attempting to take anything of value from the care, custody, or control of a person or persons by force or threat of force or violence and/or by putting the victim in fear.
- **Aggravated assault** —An unlawful attack by one person upon another for the purpose of inflicting severe or aggravated bodily injury. This type of assault usually is accompanied by the use of a weapon or by means likely to produce death or great bodily harm. Simple assaults are excluded.





Definitions for Part I Crime Offenses

Part I Property Crimes

- **Burglary (breaking or entering)** —The unlawful entry of a structure to commit a felony or a theft. Attempted forcible entry is included.
- **Larceny-theft** (except motor vehicle theft) —The unlawful taking, carrying, leading, or riding away of property from the possession or constructive possession of another. Examples are thefts of bicycles, motor vehicle parts and accessories, shoplifting, pocketpicking, or the stealing of any property or article that is not taken by force and violence or by fraud. Attempted larcenies are included. Embezzlement, confidence games, forgery, check fraud, etc., are excluded.
- **Motor vehicle theft** —The theft or attempted theft of a motor vehicle. A motor vehicle is self-propelled and runs on land surface and not on rails. Motorboats, construction equipment, airplanes, and farming equipment are specifically excluded from this category.





CAUTIONARY NOTE

Studies have revealed a seasonal effect upon crime; in general, crime increases during the warm months and decreases during winter months. We urge caution in interpreting the January 2010 crime figures; the very large decreases being reported may, in part, be an artifact of the unusually cold weather that was experienced in Memphis and Shelby County.





THE UNIVERSITY OF MEMPHIS
Center for Community Criminology and Research
Department of Criminology and Criminal Justice

Operation Safe Community

Memphis Police Department
January 1- January 31, 2006 - 2010
Part I Crime Trends



A PARTNERSHIP OF THE UNIVERSITY OF MEMPHIS AND THE MEMPHIS SHELBY CRIME COMMISSION.





City of Memphis- Part I Crime Trends

THE UNIVERSITY OF MEMPHIS
 Center for Community Criminology and Research
 Department of Criminology and Criminal Justice

City of Memphis: Part I Crime Trends - January 1- January 31, 2006 - 2010

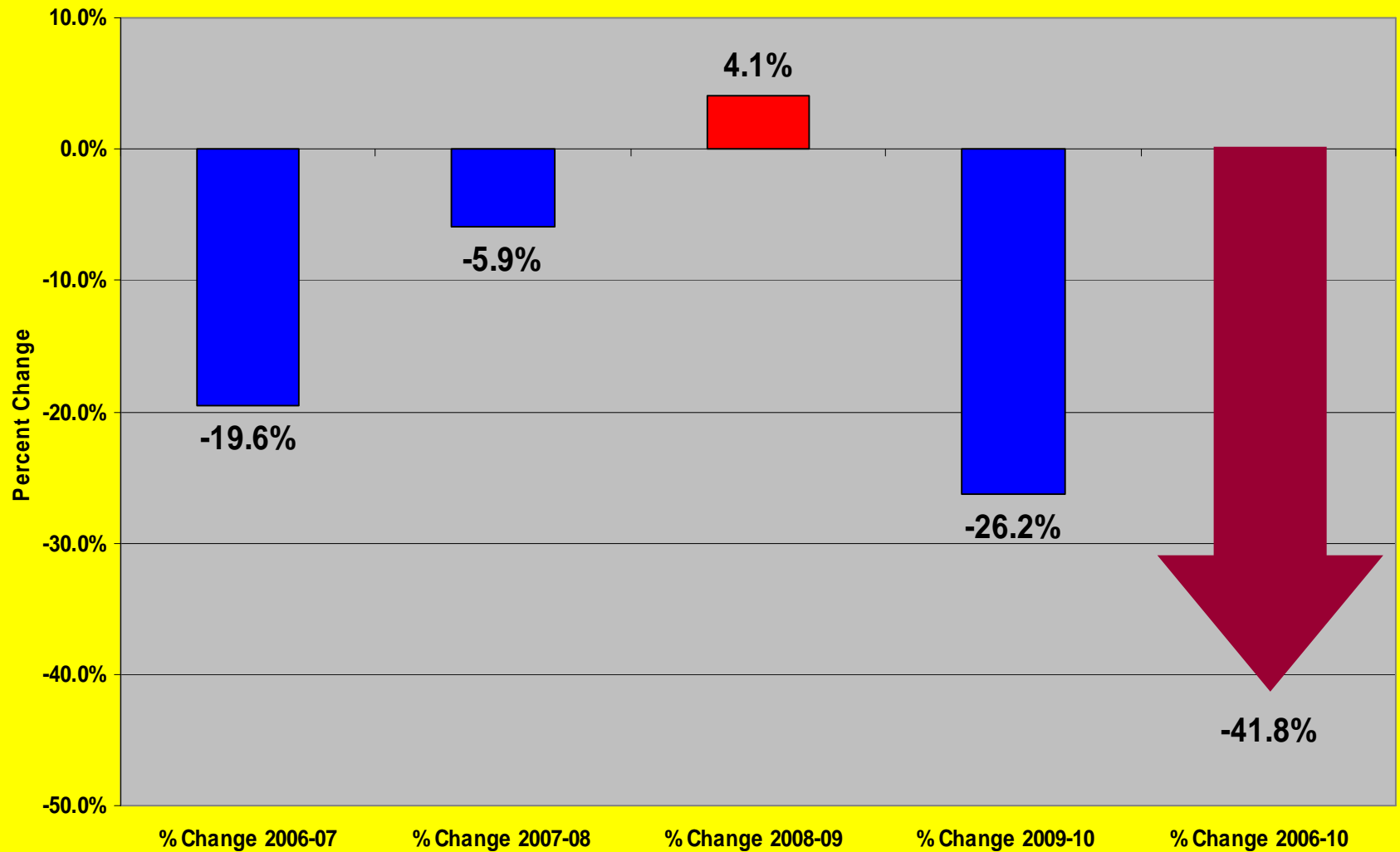
| Offense | 2006 | 2007 | % Change 2006-07 | 2008 | % Change 2007-08 | 2009 | % Change 2008-09 | 2010 | +/-/= | % Change 2009-10 | % Change 2006-10 |
|-----------------------|--------------|--------------|---------------------|--------------|---------------------|--------------|---------------------|--------------|---------------|---------------------|---------------------|
| Murder | 11 | 11 | 0.0% | 10 | -9.1% | 8 | -20.0% | 7 | -1 | -12.5% | -36.4% |
| Rape | 34 | 28 | -17.6% | 27 | -3.6% | 19 | -29.6% | 31 | 12 | 63.2% | -8.8% |
| Robbery | 515 | 399 | -22.5% | 341 | -14.5% | 388 | 13.8% | 222 | -166 | -42.8% | -56.9% |
| Aggravated Assault | 437 | 364 | -16.7% | 377 | 3.6% | 371 | -1.6% | 320 | -51 | -13.7% | -26.8% |
| VIOLENT CRIME | 997 | 802 | -19.6% | 755 | -5.9% | 786 | 4.1% | 580 | -206 | -26.2% | -41.8% |
| Burglary | 1,258 | 1,105 | -12.2% | 1,279 | 15.7% | 1,097 | -14.2% | 824 | -273 | -24.9% | -34.5% |
| Larceny | 2,708 | 2,405 | -11.2% | 2,542 | 5.7% | 2,256 | -11.3% | 1,745 | -511 | -22.7% | -35.6% |
| Auto Theft | 537 | 573 | 6.7% | 425 | -25.8% | 334 | -21.4% | 276 | -58 | -17.4% | -48.6% |
| PROPERTY CRIME | 4,503 | 4,083 | -9.3% | 4,246 | 4.0% | 3,687 | -13.2% | 2,845 | -842 | -22.8% | -36.8% |
| PART I CRIME | 5,500 | 4,885 | -11.2% | 5,001 | 2.4% | 4,473 | -10.6% | 3,425 | -1,048 | -23.4% | -37.7% |

CAUTION: Readers are cautioned that in instances when the raw numbers involved in a sample are small, percent change may be misleading. For example, if the total number of cases is 100, then each instance is equal to one percentage point; if the total number of cases is ten, the significance of each case is amplified by a factor of ten. It is suggested that percentages be viewed with caution when the sample size is less than thirty cases. (See, Jack D. Fitzgerald and Steven M. Cox, Research Methods and Statistics in Criminal Justice (Belmont, CA: Wadsworth Group, 2002, p, 151.)



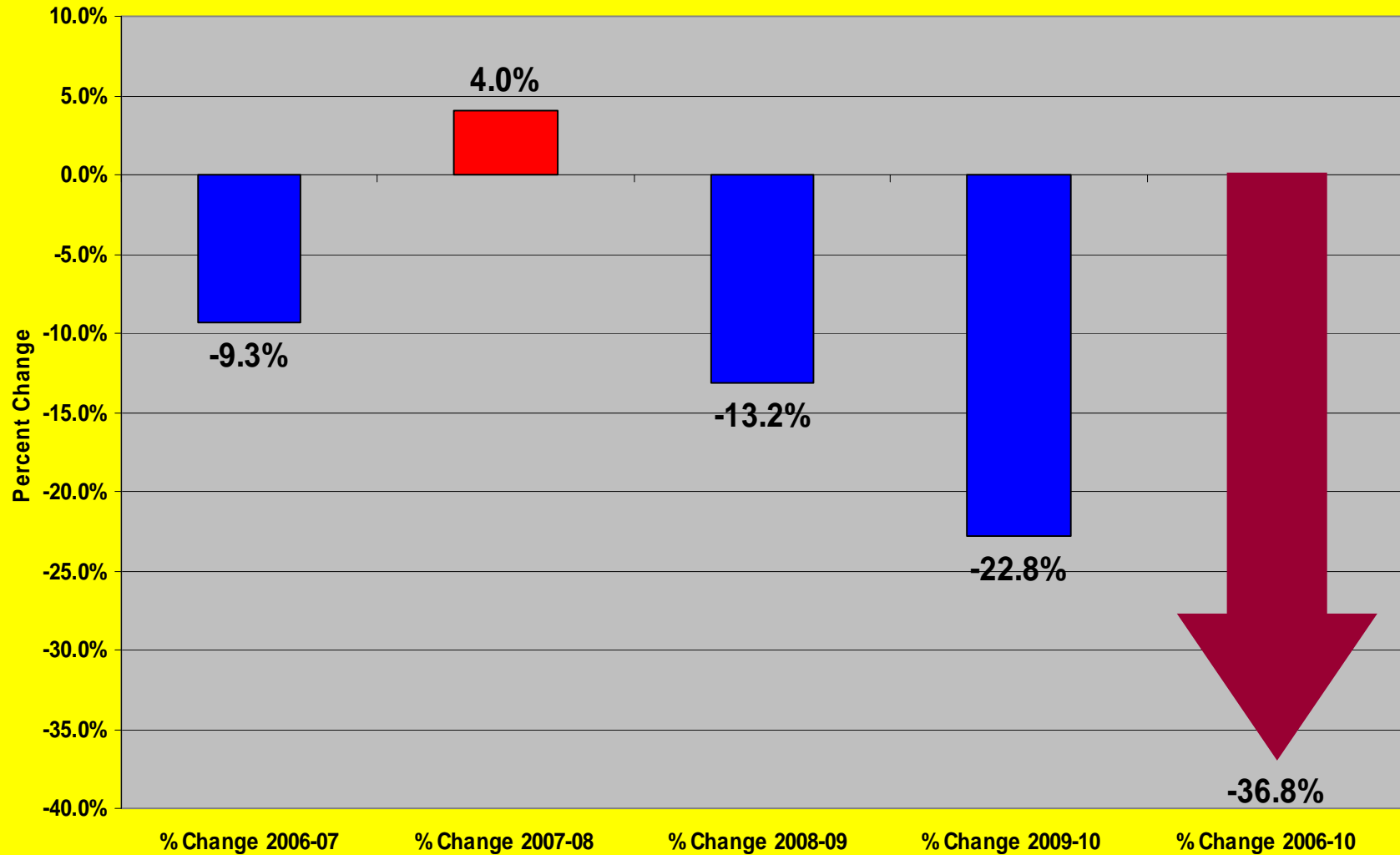


**Percent Change-Part I Violent Crime
City of Memphis
January 1- January 31, 2006 - 2010**



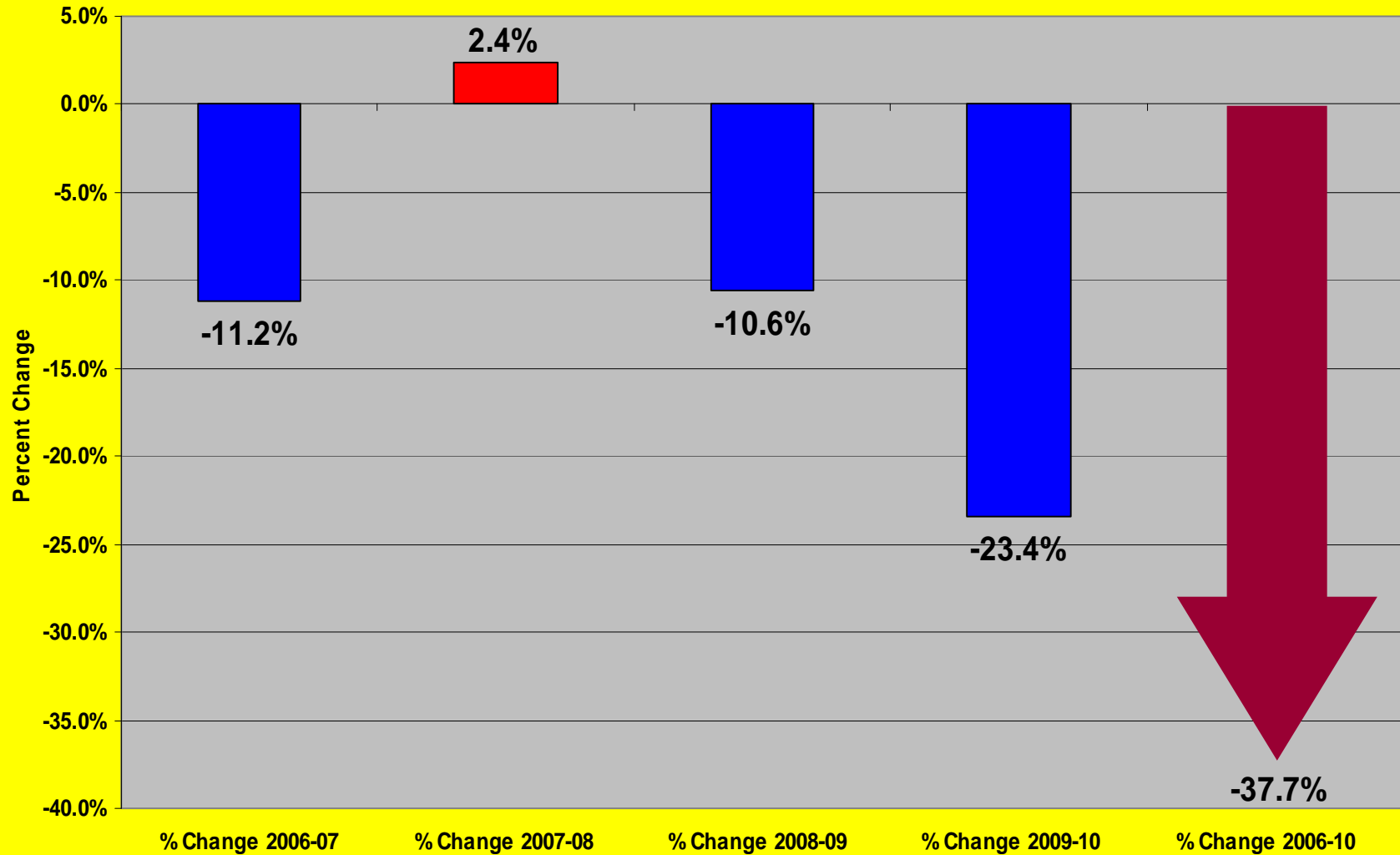


**Percent Change-Part I Property Crime
City of Memphis
January 1- January 31, 2006 - 2010**





**Percent Change-Part I Crime
City of Memphis
January 1- January 31, 2006 - 2010**





THE UNIVERSITY OF MEMPHIS
Center for Community Criminology and Research
Department of Criminology and Criminal Justice

Operation Safe Community

Shelby County Sheriff's Office
January 1- January 31, 2006 - 2010
Part I Crime Trends



A PARTNERSHIP OF THE UNIVERSITY OF MEMPHIS AND THE MEMPHIS SHELBY CRIME COMMISSION.





Shelby County Sheriff's Office- Part I Crime Trends

THE UNIVERSITY OF MEMPHIS
 Center for Community Criminology and Research
 Department of Criminology and Criminal Justice

Shelby County Sheriff's Office: Part I Crime Trends - January 1- January 31, 2006 - 2010

| Offense | 2006 | 2007 | % Change 2006-07 | 2008 | % Change 2007-08 | 2009 | % Change 2008-09 | 2010 | +/-/= | % Change 2009-10 | % Change 2006-10 |
|-----------------------|------------|------------|---------------------|------------|---------------------|------------|---------------------|------------|------------|---------------------|---------------------|
| Murder | 0 | 0 | #DIV/0! | 1 | #DIV/0! | 1 | 0.0% | 0 | -1 | -100.0% | #DIV/0! |
| Rape | 3 | 2 | -33.3% | 6 | 200.0% | 5 | -16.7% | 3 | -2 | -40.0% | 0.0% |
| Robbery | 3 | 7 | 133.3% | 4 | -42.9% | 13 | 225.0% | 5 | -8 | -61.5% | 66.7% |
| Aggravated Assault | 23 | 16 | -30.4% | 10 | -37.5% | 22 | 120.0% | 9 | -13 | -59.1% | -60.9% |
| VIOLENT CRIME | 29 | 25 | -13.8% | 21 | -16.0% | 41 | 95.2% | 17 | -24 | -58.5% | -41.4% |
| Burglary | 99 | 77 | -22.2% | 113 | 46.8% | 86 | -23.9% | 78 | -8 | -9.3% | -21.2% |
| Larceny | 162 | 195 | 20.4% | 181 | -7.2% | 139 | -23.2% | 127 | -12 | -8.6% | -21.6% |
| Auto Theft | 25 | 19 | -24.0% | 24 | 26.3% | 21 | -12.5% | 18 | -3 | -14.3% | -28.0% |
| PROPERTY CRIME | 286 | 291 | 1.7% | 318 | 9.3% | 246 | -22.6% | 223 | -23 | -9.3% | -22.0% |
| PART I CRIME | 315 | 316 | 0.3% | 339 | 7.3% | 287 | -15.3% | 240 | -47 | -16.4% | -23.8% |

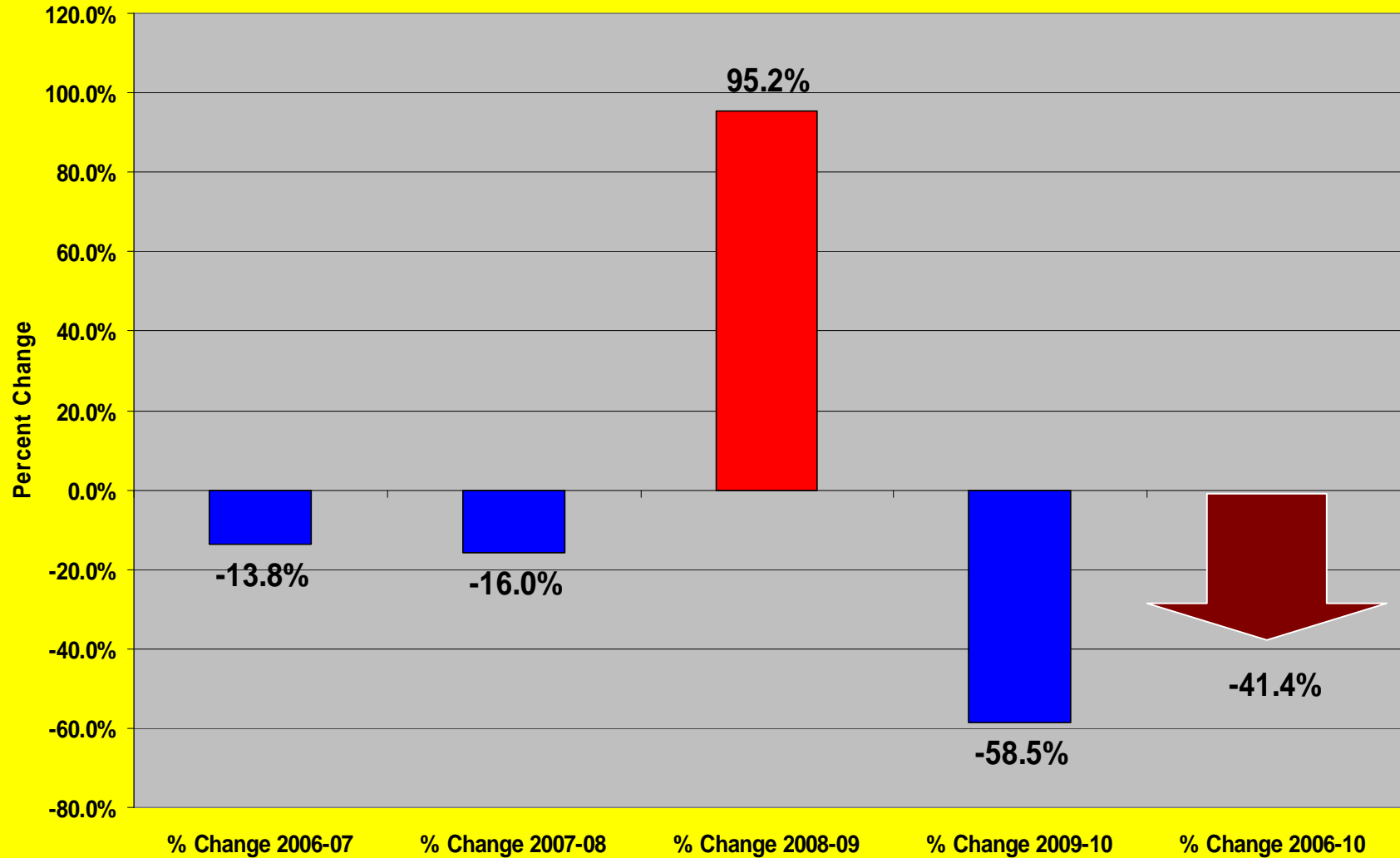
CAUTION: Readers are cautioned that in instances when the raw numbers involved in a sample are small, percent change may be misleading. For example, if the total number of cases is 100, then each instance is equal to one percentage point; if the total number of cases is ten, the significance of each case is amplified by a factor of ten. It is suggested that percentages be viewed with caution when the sample size is less than thirty cases. (See, Jack D. Fitzgerald and Steven M. Cox, Research Methods and Statistics in Criminal Justice (Belmont, CA: Wadsworth Group, 2002, p, 151.)





THE UNIVERSITY OF MEMPHIS
Center for Community Criminology and Research
Department of Criminology and Criminal Justice

**Percent Change-Part I Violent Crime
Shelby County Sheriff's Office
January 1- January 31, 2006 - 2010**

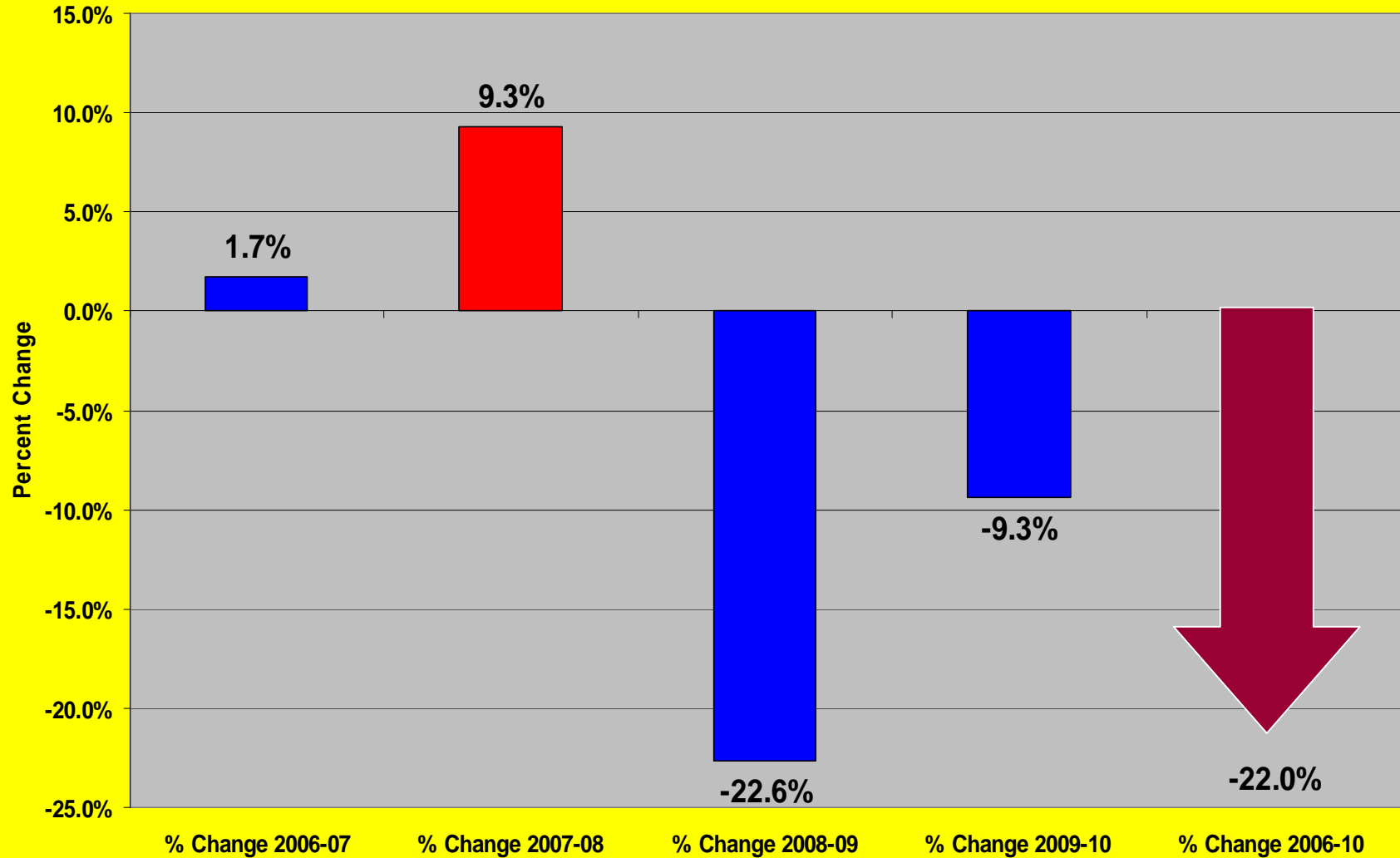


A PARTNERSHIP OF THE UNIVERSITY OF MEMPHIS AND THE MEMPHIS SHELBY CRIME COMMISSION.



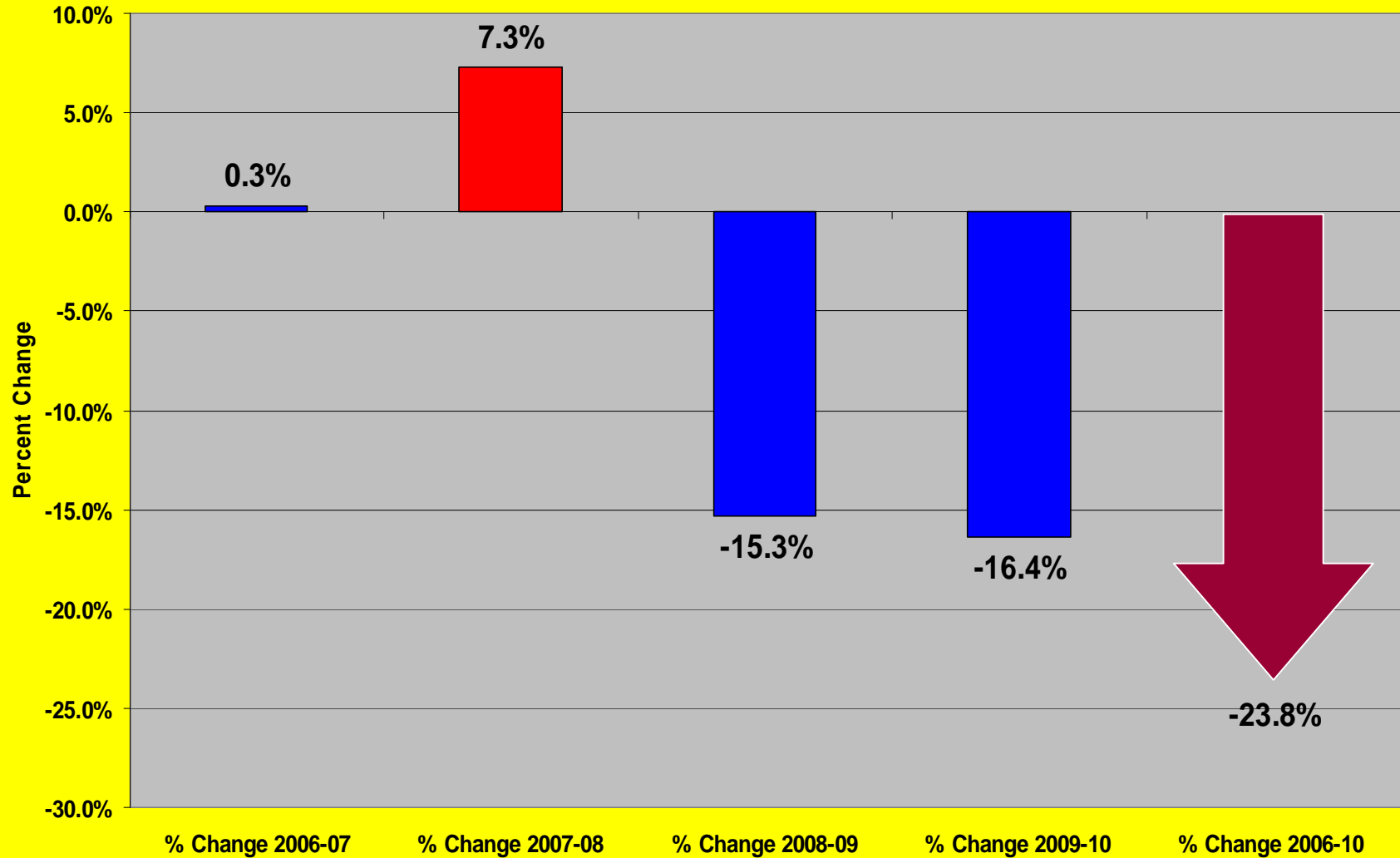


**Percent Change-Part I Property Crime
Shelby County Sheriff's Office
January 1- January 31, 2006 - 2010**





**Percent Change-Part I Crime
Shelby County Sheriff's Office
January 1- January 31, 2006 - 2010**





Methodological Note

- We have elected to utilize a very conservative methodology in calculating percent change since historically offenses continue to be reported for a period of time after the end of a particular month for that month.
- Therefore we collect the end of month offense totals in the following manner:
 - 2006: collected from the 2007 report.
 - 2007: collected from the 2008 report
 - 2008: collected from the 2009 report
 - 2009: collected from the 2009 report
- As a result there may, and generally is, a variance between the percent change reported in this report and that reported by the agencies in their end of month analysis.

